



ILLINOIS CRIMINAL JUSTICE INFORMATION AUTHORITY FISCAL YEAR 2024 ANNUAL REPORT

Building equity in Illinois through policy and planning, research and analysis, grant administration, and technology



To the Governor and the Honorable Members of the General Assembly:



Delrice Adams

On behalf of the Illinois Criminal Justice Information Authority, I am pleased to present the ICJIA Fiscal Year 2024 Annual Report. This report features the agency's work in Illinois criminal justice policy and planning, grants administration, research, and technology throughout the year.

ICJIA prioritizes equity, fairness, and opportunity across every grant program and project it administers. This year, ICJIA processed more than 820 individual grants under nine federal and 21 state programs, with \$200 million in disbursements to organizations.

ICJIA invested significantly in Illinois' most vulnerable communities, offering a \$35 million Restore, Reinvest, and Renew Program (R3) grant funding opportunity to hyper-local organizations in historically underinvested and under-resourced Black, Latinx, and rural communities. Grants were awarded to almost 90 new organizations in every state region. R3 programs support youth development, civil legal aid, economic development, violence prevention, and reentry services. To date, ICJIA has awarded nearly \$250 million in R3 program grants.

ICJIA continued its support of violence prevention initiatives to create safe communities equitably across the state. During the fiscal year, ICJIA administered over \$100 million in violence prevention program funds to organizations across Illinois. This funding supported violence prevention and reduction services, conflict intervention and mediation, and other strategies to reduce gun violence in impacted communities.

ICJIA leveraged its partnership with the Government Alliance for Safe Communities (GASC) to coordinate funding efforts to meet violence prevention needs in Illinois communities. In SFY24, GASC initiated the planning and development of three funding opportunities totaling \$100 million to support capacity building training expansion across Illinois, capacity building for individual organizations providing violence prevention programs, and violence prevention services.

Organizational capacity building is key to the promise of equity. The Institute to Innovate (i2i) is a capacity-building program to help local organizations leverage state funding for programs that build safe communities. i2i helps organizations overcome funding challenges, improve operations, and increase impact. Through i2i, organizations receive training, tools, and resources to build their capacity, secure funding, and achieve their goals. This year, the i2i team collaborated with the Government Alliance for Safer Communities to develop a funding opportunity to create a centralized capacity-building model.

ICJIA conducts research and provides data on various aspects of the criminal justice system. This year's key research activities included data collection and dissemination with various online datasets and tools (accessible at icjia.illinois.gov/researchhub) for analyzing crime trends and researching justice system issues. The researchers also lead the Justice Counts program, collecting and publishing comprehensive criminal justice data metrics. Staff also conducted research on deflection programs, which aim to divert individuals with mental health or substance use issues from the criminal justice system. These activities contribute to a better understanding of the Illinois criminal justice system and inform grantmaking and policy decisions.

Lastly, I was honored to represent Illinois and ICJIA at a White House convening on red flag law implementation and the Byrne Justice Assistance Grant State Crisis Interventions Program. Of 21 states with red flag laws, Illinois is one of the six leveraging Bipartisan Safer Community Act dollars to implement laws that help remove guns from individuals with intent to harm. We are grateful that the White House and Vice President Kamala Harris lifted ICJIA's work as a model.

We are grateful for our partnership with the criminal justice community, the legislature, and the public to co-create a vision that meets community public safety needs while advancing equity in our criminal justice system.

A handwritten signature in blue ink that reads "Delrice Adams".

Delrice Adams
Executive Director

Table of contents

Mission 4

Composition and Board Members 5

Committees & Task Forces 6

Staff Organization 7

Government Alliance for Safe Communities 8

Institute to Innovate (i2i) 9

Federal & State Grants 10

Research & Analysis 23

Innovation and Digital Services 28

Fiscal Information 29

Mission

Created in 1983, the Illinois Criminal Justice Information Authority (ICJIA) is a state agency dedicated to improving the administration of criminal justice. ICJIA brings together key leaders from the justice system and the public to identify critical issues faced by the criminal justice system in Illinois, and to propose and evaluate policies, programs, and legislation that address those issues. The agency also works to ensure the criminal justice system in Illinois is efficient and effective.

ICJIA's specific powers and duties are detailed in the Illinois Criminal Justice Information Act [20 ILCS 3930 *et. seq.*].

The statutory responsibilities of ICJIA fall under the categories of grants administration, research and analysis, policy and planning, and information systems and technology.

Grants administration

In the area of grants administration, ICJIA:

- Implements and funds criminal justice and violence prevention programs under the Violence Against Women Act, Victims of Crime Act, Adult Redeploy Illinois, Restore, Reinvest, Renew (R3) Program, and other state and federal grant programs.
- Continually examines operational policies and procedures to ensure equitable and effective grant administration across all programs.
- Develops technical assistance resources to build capacity and infrastructure within local organizations in need of state funding.
- Monitors program activity, ensures accountability, and provides technical assistance to grantees.

Research and analysis

In the area of research and analysis, ICJIA:

- Publishes research studies that analyze a variety of crime trends and criminal justice issues.
- Acts as a clearinghouse for data and research on crime, crime trends, and the criminal justice system.
- Audits the state central repositories official criminal history record information for data accuracy and completeness.

- Develops and evaluates state and local programs for improving law enforcement and the administration of criminal justice.
- Provides or directs partners to technical assistance opportunities.
- Identifies and provides information about evidence-based and promising practices for implementation by policymakers and practitioners.

Policy and planning

In the area of policy and planning, ICJIA:

- Develops and implements comprehensive strategies for a coordinated response by the various components of the criminal justice system for crime prevention and control and crime victim assistance using federal funds awarded to Illinois.
- Advises the Governor, Lieutenant Governor, and the General Assembly on criminal justice policies and legislation.
- Convenes groups of policymakers and practitioners to identify and address ongoing concerns of criminal justice officials.
- Participates in initiatives that improve the impact and cost effectiveness of the criminal justice system.

Information systems and technology

In the area of information systems and technology, ICJIA:

- Improves technological capabilities and infrastructure leveraged by ICJIA and external partners to share research and coordinate state-mandated activities.
- Manages ICJIA website properties and applications, including InfoNet and the Adult Redeploy Illinois data system, to enhance the quality of data that can be used to inform policy and enhance public safety.
- Serves as the sole administrative appeal body for determining citizen challenges to the accuracy of their criminal history records.
- Monitors the operation of existing criminal justice information systems to protect the constitutional rights and privacy of citizens.

Composition and Board Members

The Illinois Criminal Justice Information Authority is governed by a 25-member board of state and local leaders in the criminal justice community, and experts from the private sector. ICJIA is supported by a full-time professional staff working from the agency's offices in Chicago and Springfield.

ICJIA is led by a chair, who is appointed by the governor from among the Board's members. The Board is required to meet at least four times per year.

With two vacant positions, the current Board comprises 23 members. Members set agency priorities, track the progress of ongoing programs, and monitor the agency's budget. By law, the Board includes the following members serving by statute (or their designees):

- Cook County Board President
- Cook County Circuit Court Clerk
- Cook County Sheriff
- Cook County State's Attorney
- Cook County Public Defender
- Chicago Police Superintendent
- Director, Illinois Department of Children and Family Services
- Director, Illinois Department of Corrections
- Director, Illinois Department of Public Health
- Director, Illinois State Police
- Director, Office of the State Appellate Defender
- Director, Office of the State's Attorney Appellate Prosecutor
- Executive director, Illinois Law Enforcement Training and Standards Board
- Illinois Attorney General

The Governor also must appoint:

- Two individuals who have been incarcerated.
- Four members of the general public.
- A chief of police.
- A sheriff.
- A state's attorney from a county other than Cook.
- A circuit court clerk.
- A public defender from a county other than Cook.

ICJIA Board Members

- **David Olson (Chair)**
Loyola University Chicago
- **Candice Adams**
DuPage County Clerk of the Circuit Court
- **Eileen O'Neill Burke**
Cook County State's Attorney
- **Keith Calloway**
Illinois Law Enforcement Training and Standards Board
- **James E. Chadd**
Office of the State Appellate Defender
- **Vickii Coffey**
Governors State University
- **Tom Dart**
Cook County Sheriff
- **Jerry Davis-El**
GRO Community
- **Patrick Delfino**
State's Attorneys Appellate Prosecutor
- **Amadou Dramé**
Illinois Justice Project Director
- **Eric Echevarria**
Peoria Police Department
- **Keith Grant**
Lake County Public Defender's Office
- **Latoya Hughes**
Illinois Department of Correction
- **Brendan Kelly**
Director, Illinois State Police
- **Sharone Mitchell, Jr.**
Cook County Public Defender
- **Heidi Mueller**
Illinois Department of Children and Family Services
- **Kendal Parker**
University of Illinois at Chicago
- **Toni Preckwinkle**
Cook County Board President
- **Kwame Raoul**
Illinois Attorney General
- **Eric Reinhart**
Lake County State's Attorney
- **Larry Snelling**
Chicago Police Department
- **Mariyana T. Spyropoulos**
Clerk of the Circuit Court of Cook County
- **Sameer Vorha**
Illinois Department of Public Health

Committees & Task Forces

ICJIA houses ad hoc, standing, and state-mandated internal committees. The agency also supports task forces with administrative assistance and subject matter expertise. Standing committees consist of at least seven members of the ICJIA Board. Non-ICJIA members may be appointed to ad hoc committees as long as the committees include at least one Board member.

Ad Hoc Committees

Ad Hoc Statewide Domestic Violence Fatality Review Committee
Ad Hoc Victim Services Committee
Ad Hoc Violence Prevention Committee

Standing committee

Budget Committee

Internal Committee

Diversity, Equity, and Inclusion Committee

Task Forces

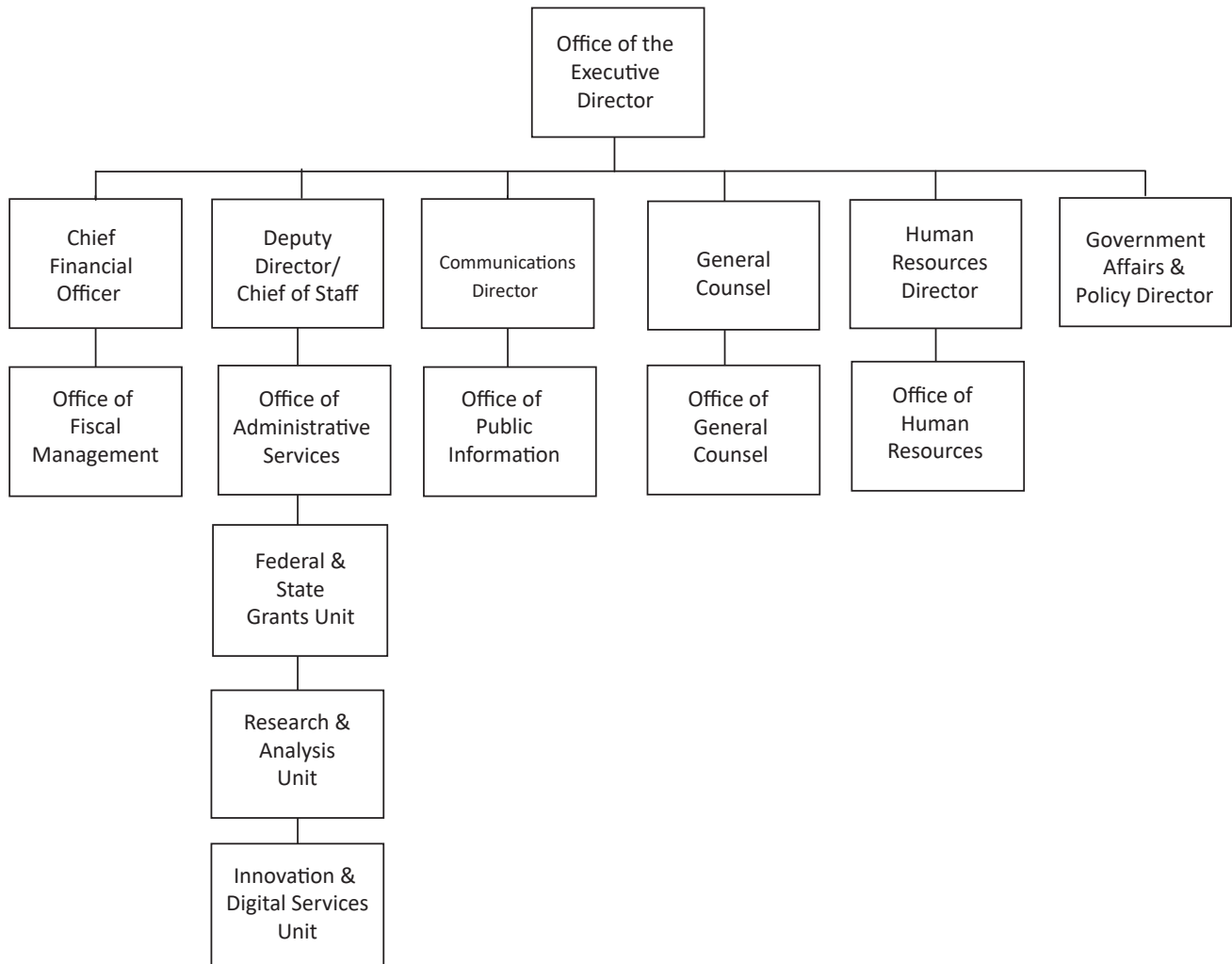
Crime Reduction Task Force
Domestic Violence (Colton's) Task Force
Domestic Violence Pretrial Working Group
Firearm Prohibitors and Records Improvement Task Force
Healing-Centered Illinois Task Force
Task Force on Missing and Murdered Chicago Women
Traffic and Pedestrian Stop Data Use and Collection Task Force

Memberships

ICJIA executives and staff serve on the following boards and commissions:

- Adult Redeploy Illinois Oversight Board
- Firearm Violence Research Group
- IDHS Advisory Council on Substance Use Disorder
- Illinois Governor's Opioid Overdose Prevention and Recovery Steering Committee
- Illinois Opioid Crisis Response Advisory Council
- Illinois Substance Abuse Use Disorder Advisory Council
- Illinois Substance Use Disorder Treatment Advisory Council
- Illinois Suicide Prevention Alliance
- Illinois Suicide Prevention Alliance Committee
- Illinois Supreme Court Committee on Domestic Violence
- Illinois Supreme Court Committee on Domestic Violence Data Workgroup
- Redeploy Illinois Oversight Board
- National Criminal Justice Association (NCJA) Board
- NCJA Board of Director's Equity in Criminal Justice Funding and Budgeting Committee
- National Census of Victim Service Providers Expert Panel
- National Governor's Association's Learning Collaborative on Strategies to Support the Development of State-Level Deflection Initiatives
- National Victim Services Outcome Measures Project Expert Panel
- Northwestern University School of Medicine's Illinois Violent Death Reporting/ Statewide Unintentional Drug Overdose Reporting System Advisory Board
- Opportunities for At-Risk Women Task Force
- Sentencing Policy Advisory Council
- Sex Offender Management Board

Staff Organization



While ICJIA members set priorities for the agency and monitor their progress, the day-to-day work is carried out by ICJIA staff, who come from a variety of backgrounds and disciplines. At the end of state fiscal year 2024, ICJIA employed 127 employees. As of June 30, 2024, ICJIA's workforce was 67% women, 33% men, 43% Black/African American, 39% White, 9% Hispanic, and 8% Asian.

Government Alliance for Safe Communities



The Government Alliance for Safe Communities violence prevention partnership is comprised of State of Illinois, Cook County, and City of Chicago leaders.

ICJIA entered into a new violence prevention partnership during the fiscal year. For the first time, the State of Illinois, Cook County, the Chicago Mayors Office of Community Safety and the Chicago Department of Public Health have partnered in a Government Alliance for Safe Communities (GASC) to reduce violence.

How it Started

GASC, formerly known as the Intergovernmental Partnership for Violence Prevention, was established in 2021 to maximize the impact of federal COVID-19 American Rescue Plan funding coming to the greater Chicago region. In response to the rise in gun violence experienced nationally and locally, the State of Illinois, Cook County, and the City of Chicago came together and identified community safety as the most urgent priority to collectively address.

Since its inception, the GASC has successfully stewarded a historic level of investment of nearly \$350 million in public funding for community safety.

How it Works

GASC has met continuously to coordinate investments, align on data collection practices, and focus on capacity building. GASC engages key partners in research and philanthropy to develop sustainable strategies to fund community safety initiatives.

Why it Matters

GASC exists because active coordination, collaboration, and communication within government are essential to effectively and sustainably reduce gun violence and increase community safety in the neighborhoods and municipalities most impacted by the gun violence crisis in our region.

Looking forward

In SFY24, GASC initiated planning and development of three funding opportunities totaling \$100 million to expand capacity building training across Illinois, offer capacity building to small organizations providing violence prevention programs, and support violence prevention services.

Institute to Innovate (I2I)

The Institute 2 Innovate (i2i) is ICJIA's capacity-building hub, dedicated to empowering community-based organizations across Illinois to overcome barriers to funding, strengthen operational structures, and achieve sustainable growth.

Many small organizations with innovative ideas for serving their communities face challenges in applying for and managing grant funds. Through i2i, ICJIA provides these organizations with the tools, training, and resources necessary to build their capacity, secure funding, and expand their impact. Fifty organizations have received technical assistance from this program.

Program Structure and Tiers of Eligibility

Organizations participating in i2i are divided into tiers based on levels of capacity. Levels range from organizations with no funding support, emerging, smaller organizations developing promising violence prevention programs, and R3 grant organizations struggling with organizational capacity.

Capacity-Building Approach

i2i's approach is implemented in two phases. In Phase I, trainers provide intensive capacity-building workshops and individualized coaching on strategic planning, grant writing, financial management, organization building and developing collaborative relationships.

In Phase II, trainers provide sustained support. Participants receive ongoing one-on-one coaching and monthly workshops tailored to address emerging needs and advanced topics.

FY24 Milestones and Achievements

Cook County Cohort Launch and Graduation

In March 2024, i2i launched its second cohort, comprising a dynamic group of Cook County-based organizations committed to improve their capacity to serve their communities. The following organizations graduated from the program in September 2024:

- A House in Austin
- Free Root Operation
- Healing to Action
- Jehovah Jireh Ministry
- Light of Loving Kindness
- Lion's Pride Mentoring, Inc.
- One Solution Global
- Parenting for Nonviolence (P4NV)

INSTITUTE 2 INNOVATE



The Institute to Innovate capacity-building hub is dedicated to empowering community-based organizations across Illinois to overcome barriers to funding, strengthen operational structures, and achieve sustainable growth. From left: **Delrice Adams**, ICJIA Executive Director; **Webster Vital**, i2i Director; **Andrea Gatewood**, ICJIA Community Engagement Manager.

- TA98
- Tisdale-Woods Foundation

Capacity Building Impact and Funding Success

i2i continues to make a tangible impact on participating organizations. Cohort I partners have collectively received \$1.5 million in capacity building grant funding to advance their organizational development and programmatic goals. ICJIA also expanded the i2i coaching team, with four new trainers. Finally, i2i collaborated with the Government Alliance for Safer Communities to develop a funding opportunity to create a centralized capacity-building model.

Federal and State Grants

The Federal & State Grants Unit (FSGU) administers grant programs overseen by ICJIA. Authorized to receive and disburse grant money, ICJIA also is responsible for assuring compliance with federal and state regulations.

ICJIA began administering federal grants in 1985, following the passage of the Justice Assistance and Victims of Crime Acts. In SFY24, 35 staff members processed 821 individual grants under 21 state and nine federal programs, with \$200 million in disbursements for the fiscal year.

FSGU staff perform a variety of functions in developing, implementing, and monitoring state and local programs. These tasks include planning, program development, technical assistance, coordination, and administration. Staff also develop notices of funding opportunity that prioritize equity and breaking barriers to smaller organizations with limited capacity for managing grant funds.

The 2020-2024 Statewide Violence Prevention Plan serves as a framework for grantmaking that can create more resilient, safe, and thriving communities. The plan supports the Governor's goals of breaking the cycles of violence caused by years of failed criminal justice policies, overincarceration, and economic disinvestment in minority communities. The 2025-2029 Statewide Violence Prevention Plan will be released in SFY25.

ICJIA administered the following state and federal grant programs in SFY24. Most federal awards to states may be spent over a three-year period. State and federal funds disbursed during the fiscal year may differ from the total designated to each program.



ICJIA Executive Director Delrice Adams and Legislative Affairs Director Jacob Derrick met with House Speaker Emanuel "Chris" Welch for a meaningful discussion on bringing equity, fairness, and opportunity to communities across Illinois. October 2023.

In SFY24, 35 staff members processed 821 individual grants under 21 state and nine federal programs, with \$200 million in disbursements for the fiscal year.

Violence Prevention Initiatives

Much of ICJIA's work is aimed at reducing violence and giving historically under-resourced communities the resources they need to rebuild and thrive. These efforts fall within three key state capacities:

- **Equity and Inclusion:** ICJIA prioritizes equity, fairness, and inclusion in all violence reduction initiatives, helping to address systemic disparities that contribute to violence.
- **Program Implementation:** ICJIA continually administers violence prevention program grants and interventions that are based on best practices, research, and community needs.
- **Investment in Youth:** Illinois has recognized the significance of providing opportunities for at-risk youth. By investing in education, mentorship, and job training programs, the state has aimed to divert young individuals away from paths that might lead to violence.

ICJIA manages a number of violence prevention grant programs and initiatives to support and create safer, more resilient communities.

Grants

American Rescue Plan Grants

The American Rescue Plan Grants are used to support violence prevention initiatives and respond to other negative economic impacts of the COVID-19 public health crisis. Staff disbursed about \$66 million in state funds to 170 organizations in SFY24.

Community-Based Violence Intervention and Prevention Services Programs

Community-Based Violence Intervention and Prevention (CBVIP) services programs support community coalition building to engage service providers, state and local government agencies, law enforcement personnel, and others to ensure that service providers and community members are aware of violence prevention resources available to the community. These grants encourage collaborative partnerships to ensure clients' immediate needs are met and support pro-social activities for the community.

ICJIA disbursed \$10.8 million to 48 agencies to support CBVIP during the fiscal year (*See page 13*).

American Rescue Plan Act Grants

ICJIA disbursed ARPA grant funds to the following programs between July 1, 2023, and June 30, 2024. Funds disbursed during the fiscal year may differ from the total designated to each program.

Program/Agency	State funds disbursed
American Rescue Plan Act	
A Knock at Midnight	\$61,796
Acclivus	\$152,826
Ada S. McKinley Community Services	\$1,586,491
Advocate Health and Hospitals Corporation	\$445,722
After the Game Inc.	\$502,269
Age Linc - Area Agency on Aging in Lincolnland	\$50,000
Alive Center	\$4,132
Alliance of Local Service Organizations	\$463,222
Alternative Schools Network	\$426,171
Alternatives Inc.	\$103,112
Arthur Johnson Foundation	\$84,235
Artist Life	\$89,950
Association House of Chicago	\$47,194
City of Aurora	\$174,742
Back of the Yards Neighborhood Council	\$117,233
Bethel New Life	\$188,053
Better Life Better Living for Kidz	\$15,698
Beyond the Ball NFP	\$67,133
Black Abolition Movement for The Mind	\$282,496
Black Lives Matter Lake County	\$206,571
Black Men United	\$93,382
Black Star Project	\$111,137
Boys & Girls Clubs of Chicago	\$33,570
Boys and Girls Club of Elgin Inc	\$7,813
Boys and Girls of Dundee Township	\$330,377
Boys Club of Cicero	\$82,139
Breakthrough Urban Ministries	\$71,255
Brighton Park Neighborhood Council	\$261,432
Cahokia School District	\$261,954
Center of Halsted	\$183,732
Central State SER	\$207,443
Changing Oasis	\$77,449
Chicago Therapy Collective	\$279,922
Circles & Ciphers	\$177,287
Claretian Associates	\$231,183
Communities United	\$155,761
Community Assistance Programs	\$708,237
Concordia Place	\$68,523
Corazon Community Services	\$39,743
Creative Spirits CDC	\$357,696
DLD for Youth	\$55,310
Dreamchasers United	\$9,206
Dulles Elementary School	\$37,270
East Aurora School District 131	\$442,365
East St. Louis School District #189	\$946,473
Ebenezer Community Outreach	\$226,727
Elgin SD U46	\$24,216

Continued on page 12

ARPA grants, continued

Program/Agency	State funds disbursed	Program/Agency	State funds disbursed
Elite Striders Positive Youth Organization	\$154	School District 89 Education Foundation	\$36,701
Endeleo Institute	\$378,526	SkyWalker Outreach Services Inc.	\$64,139
Enlace Chicago	\$65,163	Soaring Eagle Community Development Corp.	\$46,000
Envision Community Services	\$135,032	South Central Community Service	\$370,765
Ezra Community Development Corp	\$287,322	South Shore Drill Team and Performing Arts Ensemble	\$10,000
F.O.C.U.S. For Our Children's Undistracted Success	\$150,902	Southwest Organization Project	\$48,012
City of Fairmont	\$203,957	Southwest Suburban Immigrant Project	\$49,869
Fairmont Community Partnership Group Inc	\$77,843	Spanish Community Center	\$97,167
Family Cares (AFC) Mission	\$936,284	City of Springfield	\$16,666
Family First Center of Lake County	\$160,904	Springfield Urban League	\$170,068
Fathers Who Care	\$229,022	St. Bernard Hospital	\$140,026
Friday Night Place NFP	\$224,742	St. Sabina Church	\$804,720
Gads Hill Center	\$77,827	Target Area Development Corp.	\$277,541
GirlForward	\$60,249	Telpochcalli Community Education Project	\$63,778
Glenn Hudson Muay Thai Self Defense Academy	\$319,782	Tender Care Early Learning Center	\$419,799
Global Girls	\$13,323	The INCSPOT LTD	\$384,173
Grand Champions NFP	\$330,791	The Outlet	\$19,489
House of James	\$85,325	The Poor People Campaign Inc	\$305,339
House of Miles East St Louis	\$113,439	Trilogy	\$79,776
Howard Community Center	\$201,813	True to Life Foundation	\$31,582
Imani Works	\$101,774	Un Nuevo Despertar - A New Awakening NFP	\$29,785
Impact Church St Louis	\$229,948	Union League Boys and Girls Club	\$72,862
Institute For Community	\$94,799	Urban League of Metropolitan St. Louis	\$42,323
J Morris Enterprise	\$49,842	Violence Interrupters	\$359,507
Jehovah Jireh 1 Outreach Ministry	\$83,917	City of Waukegan	\$209,971
Kane County State's Attorney's Office	\$1,165	Waukegan Community Unit School District #60	\$141,575
Kedzie Center	\$47,928	West Chicago Elementary SD 33	\$22,748
Kids off The Block	\$23,225	West Cook County Youth Club	\$128,804
La Casa Norte	\$39,016	Westside Health Authority	\$254,489
Lake County State's Attorney's Office	\$288,496	Wiz Kids Foundation	\$450,000
Laureus Sport for Good Foundation USA	\$1,769,636	Y.E.M.B.A.	\$13,799
Legacy Reentry Foundation	\$47,050	Youth Crossroads	\$222,359
Mothers OnA Mission28	\$859,519	Youth Guidance	\$67,461
Mrs K Community Center	\$129,521	Bullying Prevention	
Mu Delta Lambda Charitable Foundation	\$33,201	People Matter	\$25,958
Neighborhood Network Alliance	\$466,991	Stress & Trauma Treatment Center Inc.	\$30,661
New Life Centers	\$283,494	Child Advocacy Center Services	
NORTH CHICAGO	\$102,199	Children's Advocacy Center of Illinois	\$1,247,674
North River Commission	\$278,406	Community-Based Violence Intervention and Prevention	
Northwest Side Housing Center	\$93,535	Annie B. Jones Community Services, Inc.	\$80,139
One in a Million	\$62,728	APNA GHAR	\$5,265
ONE Northside	\$142,173	Bella Ease	\$18,533
Organizing Leaders	\$311,602	Books Over Balls	\$8,205
Pilsen Neighbors Community Council	\$68,117	Boys & Girls Club of Freeport & Stephenson Count	\$43,616
Positive Moves NFP	\$93,918	Center For Conflict Resolution	\$2,635
Project SYNCERE	\$53,522	Chicago Alliance Against Sexual Exploitation	\$90,001
Puerto Rican Cultural Center	\$279,606	Child Abuse Council	\$5,455
Quad City Community Development	\$162,456	Community Youth Network Counseling Center	\$305,078
Rauner Family YMCA of Metro Chicago	\$123,460	Cook County Southland Juvenile Justice Council	\$1
Reach Community Development Corp	\$341,837	Cullar Consulting, LLC	\$23,393
Rincon Family Services	\$348,325	Ebenezer Community Outreach	\$145,222
Roseland Cease Fire	\$257,347	Family First Center of Lake County	\$40,717
Route History Institute	\$185,346	Friends of the Children - Chicago	\$575,375
Save the Hampton House	\$225,000		

Continued on page 13

Community-Based Violence Intervention & Prevention Program

ICJIA disbursed CBVIP grant funds to the following programs between July 1, 2023, and June 30, 2024. Funds disbursed during the fiscal year may differ from the total designated to each program.

Agency	State funds disbursed
Alternatives Inc.	\$353,761.23
BandWith Chicago	\$116,769.35
Between Friends	\$97,857.99
Boxing Out Negativity Inc.	\$165,674.11
CHAMPS Male Mentoring Program	\$189,835.71
Chicago Youth Boxing Club	\$199,069.33
Chicago Youth Programs	\$158,033.60
CircEsteem Inc.	\$257,490.36
Duane Dean Behavioral Health Center	\$458,557.76
Entrepreneurs Academy	\$99,544.28
Girls Inc.	\$238,490.35
Greater Chatham Initiative	\$296,913.85
Hope Center Foundation	\$211,483.33
Ladies of Virtue NFP	\$256,861.60
Leaders In Transformational Education	\$71,548.26
Lost Boyz Inc.	\$303,326.30
Illinois Association of Juvenile Justice Councils	\$66,912.30
Project H.O.O.D. Communities Development Corporation	\$228,698.29
Reflections Foundation	\$190,458.56
Ring of Hope	\$85,463.84
River City Community Development Center	\$268,477.10
Roseland Cease Fire	\$388,012.81
Taking Back Our Lives	\$379,852.74
The Blessed Child	\$74,229.57
The Firehouse Community Arts Center of Chicago	\$270,623.12
The Support Group	\$429,607.26
Trickster Cultural Center	\$65,622.65
True to Life Foundation	\$210,846.38
Vermilion County Rape Crisis Center	\$244,094.91
Youth With a Positive Direction	\$553,746.33
TOTAL:	\$10,837,577

State Crisis Intervention Program

The State Crisis Intervention Program (SCIP) aims to improve the implementation of firearm restraining orders and related programs that work to keep guns out of the hands of those who pose a threat to themselves or others.

In SFY24, ICJIA convened a SCIP Advisory Committee to develop program priorities and a funding plan. SCIP grants will support training for criminal justice system personnel on firearm restraining orders

ARPA grants, continued

Program/Agency	State funds disbursed
George Washington Carver Association	\$357,070
Grand Boulevard Prevention Services	\$40,281
GRO Community	\$406,130
Harbor House	\$24,156
Lifehouse Group	\$190,383
New Life Knew Solutions	\$53,500
New Original Ministries	\$466,365
Northwestern University	\$292,129
Partnering for Our Communities	\$38,379
Promise Academy of Peoria	\$65,721
Restoring the Path	\$445,976
South Shore Drill Team and Performing Arts Ensemble	\$121,996
St. Sabina Church	\$20,029
Storycatchers Theatre	\$335,260
Teen Parent Connection	\$18,533
The Village Legal and Community Project	\$27,162
TOTAL:	\$66,568,867

and efforts to support compliance and enforcement. ICJIA also released two notice of funding opportunity offering SCIP funds to develop and implement targeted public information on firearm restraining orders, outreach, training, and local implementation support.

Street Intervention Program

Street Intervention Program funds provide sub-awards to agencies for outreach services, to mediate and intervene with conflicts, and to provide other supports to reduce the shooting and homicide incidents in high need communities. ICJIA disbursed \$5.7 million to Metropolitan Family Services to support its Community Partnering 4 Peace program during the fiscal year.

Violence Prevention & Reduction Program

The Violence Prevention and Reduction (VPR) program provides sub-awards to agencies for violence prevention and reduction services and strategies, to mediate and intervene with conflicts, and provide other supports to reduce the shooting and homicide incidents in high need communities. VPR funds are appropriated to ICJIA to be passed through to specific agencies.

ICJIA disbursed \$17.3 million in pass-through VPR funding to 33 organizations during the fiscal year (See page 14).

Violence Prevention & Reduction Appropriations

ICJIA disbursed direct appropriation funding to the following organizations between July 1, 2023, and June 30, 2024. Funds disbursed during the fiscal year may differ from the total designated to each program.

Agency	State funds disbursed
Acclivus	\$271,309
Alliance of Local Service Organizations	\$127,587
Angel's Boxing Academy	\$241,600
Boxing Out Negativity Inc.	\$215,706
Breakthrough Urban Ministries	\$181,623
Centro Corporativo Empresarial	\$213,732
CHAMPS Male Mentoring Program	\$106,045
Chicago Lawndale AMACHI Mentoring Program	\$88,742
Community Lifeline	\$181,334
Don Moyer Boys & Girls Club	\$311,639
East Saint Louis School District #189	\$687,403
Elite Community Outreach, Inc.	\$406,817
Elite Striders Positive Youth Organization	\$104,139
F.O.C.U.S. For Our Children's Undistracted Success	\$179,156
Firehouse Community Art Center of Chicago	\$6,524
Global Giving Foundation of Lake County	\$142,063
Helping Our People Excel (H.O.P.E.)	\$428,125
Imagine Englewood If	\$90,957
Institute for Non-Violence Chicago	\$168,503
Legacy Reentry Foundation	\$723,258
Major Adams Community Committee	\$89,632
Peoria Park District	\$601,891
Peoria Park District	\$315,769
Proviso-Leyden Council for Community Action	\$602,061
Rockford Park District	\$602,183
Roseland Cease Fire	\$359,231
Southland Juvenile Justice Council	\$988,296
St. Agatha Catholic Church	\$50,495
Teamwork Englewood	\$18,845
UCAN	\$51,472
Vision for Chicago	\$99,999

TOTAL: \$17,312,271

Other violence prevention funds

ICJIA also disbursed:

- \$6 million to support the Acclivus Violence Prevention Program.
- \$1.5 million to Live Free Chicago to support trauma healing resource center services.
- \$111,617 to Kankakee County State's Attorney's Office to support its violence prevention program.

Enhancing and Expanding Reentry Services in Illinois



Shenita Jackson, ICJIA Returning Residents Coordinator, discusses entrepreneurship for returning citizens at Illinois Department of Corrections-Pontiac.

ICJIA is committed to transforming reentry from a process to a pathway of dignity, equity, and systemic change. ICJIA's recent reentry efforts highlight a collaborative approach to supporting justice-impacted individuals and their families, ensuring equitable access to resources statewide.

In SFY24, ICJIA launched the Interagency Workgroup of Reentry Stakeholders to foster agency collaboration. This initiative brings together diverse expertise to develop a unified approach to reentry services in Illinois.

Key objectives include establishing a cohesive framework for enhancing reentry initiatives, supporting individuals and families across all reentry touchpoints, including pre-arrest, deflection, diversion, pre-trial, pre-release, and post-release stages, and maximizing resources through joint funding initiatives.

This initiative underscores ICJIA's dedication to innovative, inclusive, and equitable reentry strategies.

- \$610,983 to support the Illinois Law Enforcement Alarm System Less Lethal Alternatives Program.
- \$3,808,660 to Laureus Sport for Good Foundation of America for a violence prevention program.
- \$243,583 to the Blessed Child for a violence prevention program.

Restore, Reinvest, Renew (R3)

The Cannabis Regulation and Tax Act legalized adult-use cannabis in Illinois on Jan. 1, 2020. In addition to limiting enforcement and prosecution of cannabis-related offenses and providing a source of state revenue, the Act established the Restore, Reinvest, and Renew (R3) program.

Administered by ICJIA, the R3 program directs a significant portion of cannabis revenue toward building equity in communities that have been ravaged by violence and disproportionately impacted by criminal justice system overuse and economic disinvestment. The program supports organizations that offer evidence-based, promising, or innovative programming in the following priority areas: civil legal aid, economic development, community reentry, violence prevention, and youth development.

ICJIA received a \$125 million state appropriation to administer R3 in SFY24. ICJIA disbursed \$55 million in R3 funds to 189 organizations initiating R3 programs in their communities.

To administer this unique program, ICJIA developed innovative new strategies to improve traditional state grant fund administration, increasing access and availability to historically underinvested, underresourced Black and Brown communities.

The SFY24 grant opportunity prioritized funding for grassroots organizations with operating budgets of less than \$2 million. This priority was set to level the playing field for smaller, less experienced organizations to compete with larger organizations that have the resources to apply for and receive funding from multiple sources.

To address community feedback on barriers to securing R3 grants, ICJIA continued efforts to build capacity within smaller organizations. ICJIA offers a host of training videos and courses with information needed to successfully apply for grant funding and become equipped to properly manage a grant. Training covers grant process navigation, budget creation, how to write a successful program narrative, and Grant Accountability and Transparency Act compliance. In addition, ICJIA developed the Institute 2 Innovate (i2i), a new capacity-building hub for statewide community-based organizations.

For more information and to view a map of areas eligible for R3 funding, please visit [R3.illinois.gov](https://www.icjia.illinois.gov).

R3 Grants

ICJIA disbursed R3 funds to the following organizations in FY24. Funds disbursed during the fiscal year may differ from the total amount awarded to each agency.

Program/Agency	State funds disbursed
Assessment and Planning	
Torito Arts	\$3,476
Will County	\$893,122
Planning and Capacity Building	
ADV & SAS	\$29,623
Alpha and Omega Foundation	\$72,972
Beyond the Ball NFP	\$12,680
CGG Law Partners LLC	\$61,398
Community Education Network	\$69,0676
Connecting RJ Communities LLC	\$24,455
ConTextos NFP	\$275,080
Faith Coalition for the Common Good Inc	\$43,514
GameTime Batting Club LLC	\$144,000
Genesis Garden	\$734
Hermosa Neighborhood Association	\$50,017
Illinois Association of Juvenile Justice Councils	\$67,343
Just Equality Systems for Us	
_(JESUS Organization)	\$90,523
Kankakee County Renewed Opportunity	\$17,535
Lifescore Foundation	\$175,779
Mt. Sinai Development Corporation	\$65,991
Nannie M Johnson Community Center	\$27,764
New Covenant CDC	\$6,345
New Day Employment Network	\$49,986
New Directions of Jacksonville IL, Inc	\$27,034
Next Move	\$152,029.
Northern Illinois Recovery Community	
Organization Waukegan	\$102,089
Phalanx	\$56,345
Physiohealth PLLC	\$77,100
Planet Focus Inc	\$38,937
Project SYNCERE	\$56,738
Respond Now	\$171,906.
Rockford Area Arts Council	\$63,156
Romes Joy Catering Company	\$233,026
Spero Family Services	\$39,857
Taufe-Hue Private Capital LLC	\$19,928
The West Side Justice Center, Inc.	\$25,257
Tidy Butler Corporation	\$66,591
Tri-County Urban League	\$8,236.62
United Congregations of Metro East	\$76,036
United Way of Northwest Illinois	\$41,943
University of Illinois at Urbana-Champaign	\$10,050
YWCA Southwestern Illinois	\$33,080
Service Delivery	
A Just Harvest	\$289,993
A Knock at Midnight	\$518,729
A Safe Haven Foundation	\$449,861
Academic Development Institute	\$1,059,930
Alternative Inc.	\$691,791

Continued on page 12

R3 Grants, continued

Agency	State funds disbursed	Agency	State funds disbursed
Arrowleaf	\$432,606	Illinois Prison Project	\$1,805,939
Artists Reenvisioning Tomorrow Inc	\$726,481	J & P Consulting Group LLC	\$706,758
Association for Individual Development	\$322,362	Jim Winner Professional Litigant Information Products	\$861,785
Aurora Interfaith Food Pantry	\$245,063	Joe W. Roberts Youth Club	\$186,182
Bella Ease	\$136,789	Keeping Families and Communities Together	\$123,782
Bethel New Life Foundation - dba West Side Forward	\$126,412	Knotty Luxe	\$73,050
Board of Trustees of Western Illinois University	\$59,945	Ladies of Virtue NFP	\$147,284
Braveheart Children's Advocacy Center	\$105,360	Land of Lincoln Legal Aid, Inc.	\$698,400
Bridge to Freedom	\$258,541	Law And The Fam LLC	\$235,746
BUILD INC	\$171,990	Lawdale Christian Development	\$84,910
Carbondale United	\$105,330	Life Impacters Foundation	\$270,256
Center for New Horizons	\$545,483	Lifehouse Recovery Organization	\$899,399
Centro Romero	\$115,240	Local Initiatives Support Corporation	\$392,116
Centro San Bonifacio	\$373,333	Lutheran Social Services	\$332,817
CGG Law Partners LLC	\$339,068	MAC Institute of Beauty LLC	\$170,329
Champaign County Christian Health Center	\$196,626	Macon County Court-Appointed Special Advocates	\$126,272
Chicago Torture Justice Center	\$246,175	Martin Luther King Community Center	\$238,064
Chicago Urban League	\$3,145,581	Men & Women in Prison Ministries	\$305,645
Chicago Workers' Collaborative NFP	\$528,423	Metropolitan Family Services	\$618,093
Chicago Youth Boxing Club	\$95,981	Mrs K Community Center	\$124,646
Children's Place Association	\$497,808	Musical Arts Institute	\$286,964
Chinese Mutual Aid Association	\$114,596	NAACP Westside Chicago Branch	\$1,224,185
CHM Bible Theatre Production Inc	\$92,844	NAMI Metro-Suburban Inc	\$276,812
CLICK Services NFP	\$378,313	National Diversity and Inclusion Cannabis Alliance	\$387,309
Clipped Wing Global Initiative	\$78,325	National Youth Advocate Program	\$836,479
College Mentoring Experience	\$187,775	Neighborhood Housing Services of Chicago Inc	\$670,737
Communities United	\$237,293	North Chicago CUSD 187	\$128,138
Comprehensive Community Solutions	\$419,600	Northern Illinois Recovery Community Organization Waukegan	\$159,631
Cook County Justice Advisory Council	\$231,078	OAI Inc	\$297,223
Discouraging Factor Group	\$112,879	ONE Northside	\$303,952
Dispute Resolution Institute Inc	\$74,186	Options For Youth	\$111,536
East Springfield Community Center Commission	\$416,451	Paris Union School District 95	\$91,558
Emerald South	\$2,500,000	Peoria Public Schools District 150	\$1,068,433
Faith in Place	\$38,170	Perfectly Flawed Foundation	\$94,334
Family Advocacy Services NFP	\$53,498	Phalanx Community Services	\$182,478
Family Peace Center NFP	\$441,666	Prairie State Legal Services	\$1,287,024
First Defense Legal Aid	\$87,977	PROJECT OZ	\$279,779
Friends of the Children - Chicago	\$364,602	Proviso-Leyden Council for Community Action	\$404,209
GameTime Batting Club LLC	\$706,040	Puerto Rican Cultural Center	\$228,112
GameTime Life Skills Foundation LLC	\$460,737	Real Love Ministries	\$108,098
Gardeneers	\$67,658	Rockford Promise	\$352,988
Girl Scouts of Northern Illinois	\$183,674	Safer Foundation	\$124,151
Girls Inc. of Chicago	\$183,085	Sangamon County	\$86,246
GoLogic Inc	\$139,113	Sankofa Safe Child Initiative	\$127,516
Greater Waukegan Development Coalition	\$552,597	SGA Youth & Family Services	\$412,358
GRO Community	\$305,725	Sherrod's Independent Mentoring Program	\$368,031
Healthcare Alternative Systems (HAS)	\$278,303	SkyWalker Outreach Services Inc.	\$183,103
Heaven's View Community Development Corp	\$1,502,770	Spero Family Services	\$221,280
Hope Center Foundation	\$411,345	Springfield City of	\$114,587
Howard Area Community Center	\$87,366	Springfield Urban League	\$321,163
Illinois Equity Staffing LLC	\$1,086,785		
Illinois Legal Aid Online	\$20,105		

Continued on page 18

Adult Redeploy Illinois

Adult Redeploy Illinois (ARI) was created by the Illinois Crime Reduction Act of 2009 to increase community-based alternatives to incarceration. Research shows that such local programs are more effective at reducing recidivism, improving lives, and being less expensive to taxpayers.

ARI provides grants to local jurisdictions to expand community corrections capacity and offer evidence-based interventions that promote client rehabilitation and accountability. In exchange for the funds, ARI grantees, or sites, agree to reduce the number of people they send to the Illinois Department of Corrections. ARI also fosters a peer learning community among grantee sites to share best practices across the network by convening annual all-site summits and launching the ARI Training, Technical Assistance, and Development program in 2024.

ICJIA received a \$13 million state appropriation in FY24 to administer ARI. The ARI Oversight Board approved funding for 27 sites serving 45 counties during the fiscal year. Together, these sites provided intensive community-based supervision and services to more than 2,500 individuals who were otherwise facing prison. The investments made represent significant cost savings: typical ARI intervention costs on average \$5,000 compared to the FY24 incarceration cost per capita of nearly \$49,300.

ARI programs seek to reduce recidivism by addressing the behavioral health issues, including substance use disorder and mental illness, underlying individuals' involvement in the criminal legal system. Sites determine how they will utilize ARI funds based on local needs and existing capacity. Many sites fund problem-solving (drug/mental health/veterans) courts, while others enhance the type and intensity of probation services and supports, or a combination of both approaches.

ARI also aims to develop an equitable community corrections system through access to interventions that target individuals' needs and leverage their assets. Equity, inclusion, and access are core values of the program. In 2020, the ARI Oversight Board adopted a racial equity perspective as part of the program's strategic plan and examined racial equity, disparity, and disproportionality in ARI-funded programs.

To align with best practices, ARI programs use validated tools to assess client risk, needs, and strengths and, based on assessment information, provide individualized case planning, frequent monitoring,

Adult Redeploy Illinois Grants

ICJIA disbursed ARI funds to the following organizations in FY24. Funds disbursed during the fiscal year may differ from the total amount awarded to each agency.

Agency	State funds disbursed
2nd Judicial Circuit	\$383,716
4th Judicial Circuit	\$189,330
Adams County Probation Department	\$303,559
Boone County	\$84,805
Champaign County	\$4,268
Cook County Circuit Court	\$1,067,405
DeKalb County Treatment Courts	\$325,102
Developing Capacity Consulting	\$59,763
DuPage County	\$379,846
Effingham County	\$518,115
Grundy County	\$162,745
Jersey County Probation	\$72,559
Kendall County	\$159,879
Lake County	\$250,170
Lasalle County	\$31,040
Lasalle County Court Services	\$289,347
Macon County	\$295,802
Madison County	\$183,250
McDonough County	\$185,603
McLean County	\$135,923
Montgomery County Health Department	\$91,277
Peoria County	\$143,738
Sangamon County	\$358,444
St. Clair County	\$302,494
St. Clair County Probation Department	\$81,011
TASC Inc.	\$34,209
Washington County	\$190,456
Will County	\$490,013
Winnebago County Circuit Court	\$626,557
TOTAL: \$7,400,429	

cognitive behavioral therapy, and access to treatment and support services that address the social drivers of health (housing, transportation, employment/education, and pro-social activities).

ICJIA researchers collect and analyze quantitative and qualitative performance measurement data to provide site feedback for ongoing improvement and report on progress to the Governor, General Assembly, and other external stakeholders. Visit ARI at icjia.illinois.gov/adultredeploy.

Other State Grants Programs

Other State Grant Programs

Bullying Prevention Grant Program

The Bullying Prevention Grant Program helps schools and youth organizations implement and evaluate evidence-based bullying prevention programs in K-12 school settings. In SFY24, ICJIA disbursed the following for school bullying prevention programs:

- Better Boys Foundation: \$64,186
- Center on Halsted: \$60,205
- Family Service Agency of DeKalb County: \$82,283
- Public Health Institute of Metropolitan Chicago: \$47,723
- The Answer Inc.: \$11,883
- YMCA of Metropolitan Chicago: \$44,182
- YWCA of Metropolitan Chicago: \$50,214

Community Law Enforcement Partnership for Deflection and Substance Abuse Treatment

The Community-Law Enforcement Partnership (CLEP) for Deflection and Substance Abuse Treatment program helps law enforcement to develop and implement deflection programs that offer immediate pathways to substance use treatment as an alternative to involvement in the criminal justice system.

ICJIA disbursed the following to support CLEP programs across Illinois:

- \$100,969 to the Arlington Heights Police Department
- \$21,042 to Elk Grove Village Police Department
- \$85,793 to the Village of Elk Grove
- \$107,257 to the Kane County Sheriff's Department
- \$518,341 to Live Free Chicago
- \$131,483 to the Mundelein Police Department
- \$131,139 to the Taylorville Police Department

Co-Responder Pilot Program

The Co-Responder Pilot Program establishes police department units that include licensed clinical social workers or licensed social workers who work alongside law enforcement personnel to provide victim assistance. Social workers conduct follow-up visits for victims who may benefit from mental or behavioral health services. Units tap into community resources, including services provided through the Illinois Department of Human Services and social workers in juvenile justice and adult investigations, to connect individuals with appropriate services.

R3 Grants, continued

Agency	State funds disbursed
St. Leonard's Ministries	\$1,325,243
STEP Recovery Center	\$244,588
Teens Against Killing Everywhere	\$325,898
The 1937 Foundation	\$243,418
The Community Works Inc NFP	\$455,073
The Corporate Breakup LLC	\$988,324
The INCSPOT LTD	\$34,759
The Springfield Project	\$386,323
The Trep School	\$248,446
Thee Chef Maria LLC	\$179,114
Total Life Centers	\$371,213
Truth Synergies NFP	\$17,743
Two Five Three Two Corp NFP	\$576,191
Un Nuevo Despertar - A New Awakening NFP	\$53,544
United Way of Greater St. Louis	\$787,155
University of Illinois at Urbana-Champaign	\$636,873
Urban League Tri County	\$145,246
VOICES of Stephenson County	\$109,626
Walter Mendenhall Inc. NFP DBA Male Mogul Initiative Inc. NFP	\$75,864
West Point School of Music	\$441,802
Women in Need Recovery	\$1,111,544
YMCA of Rock River Valley	\$49,466
YWCA of McLean County	\$342,368
Zion West Enterprise LLC	\$261,082
TOTAL:	\$55,630,993

ICJIA disbursed the following to support these programs in SFY24:

- \$242,633 to East St. Louis Police Department
- \$1,020,079 to Peoria Police Department
- \$1,014,437 to Springfield Police Department
- \$639,846 to Waukegan Police Department

Death Penalty Abolition Fund

The Death Penalty Abolition Fund was created by Public Act 96-1543, making all unobligated and unexpended dollars remaining in the Capital Litigation Trust Fund available to ICJIA for services to families of victims of homicide or murder and for training of law enforcement personnel.

ICJIA disbursed \$205,147 to BUILD Inc. and \$319,274 to Chicago Survivors to support services for families of victims of homicide/murder under this program during the fiscal year. ICJIA also disbursed \$312,153 to Family Resources, \$220,488 to James B. Moran Center for Youth Advocacy, and \$163,972 to

Illinois Family Violence Coordinating Council

ICJIA disbursed IFVCC grant funds to the following programs between July 1, 2023, and June 30, 2024. Funds disbursed during the fiscal year may differ from the total designated to each program.

Agency	State funds disbursed
BUILD Inc.	\$36,699
DuPage County	\$36,950
I-KAN Regional Office of Education	\$38,300
Kendall County	\$55,318
Madison County Auditor	\$7,692
McHenry County	\$34,413
Peoria County	\$35,982
Regional Office of Education #11	\$37,683
Sangamon County	\$32,800
Will County	\$35,608
Winnebago County	\$30,331
TOTAL:	\$362,345

Safe From the Start

ICJIA disbursed Safe From the Start grant funds to the following programs between July 1, 2023, and June 30, 2024. Funds disbursed during the fiscal year may differ from the total designated to each program.

Agency	State funds disbursed
Anew Building Beyond Violence and Abuse	\$203,760
CASA Central Social Services Corporation	\$87,262
Center for Prevention of Abuse	\$209,084
Children's Advocacy Center of North and Northwest Cook County	\$239,713
Children's Home and Aid Society of Illinois	\$126,822
East Side Aligned	\$105,412
EveryChild	\$238,859
Family Focus Inc.	\$92,450
Heartland Human Care Services	\$63,651
Metropolitan Family Services	\$141,976
Safe Surroundings and Refuge	\$94,866
Stress & Trauma Treatment Center Inc.	\$117,301
TOTAL:	\$1,233,780

Lake County Crisis Center-A Safe Place for services to assist families experiencing trauma.

Illinois Family Violence Coordinating Council

Family violence coordinating councils, at both state and local/circuit levels, establish a forum to improve the institutional, professional, and community response to family violence, including intimate partner abuse, child abuse, abuse against people with disabilities, and elder abuse. Coordinated by the Illinois Family Violence Coordinating Council, the councils engage in education and prevention and coordinate intervention services for victims and perpetrators. ICJIA disbursed \$362,345 to 11 organizations to support local coordinating councils during the fiscal year.

Safe From the Start

The Safe From the Start Program was initiated to address childhood exposure to violence. The program implements and evaluates comprehensive and coordinated community models to identify and respond to children ages 0 to 5 who have been exposed to violence in the home or community. ICJIA disbursed \$1,233,780 to 12 agencies for Safe From the Start programming during the fiscal year.

Line Item Grants

In FY24, ICJIA also disbursed:

- \$312,960 to Illinois State Police for SAFE-T Act implementation.
- \$356,010 in Flexible Housing Pool funds to the Center for Housing and Health to support a reentry pilot program.
- \$301,911 for the Winnebago County Deferred Prosecution Program.
- \$1,386 to SAFER Foundation.

Federal Grant Programs

Federal Grant Programs

Building State Technology Capacity

The Building State Technology Capacity program is open to Victim of Crime Act (VOCA) program administrators, such as ICJIA. The program supports visionary statewide technology programs to enhance victims' access to services, fosters innovation and efficiency in the provision of services, improves the quality of services, and improve the accessibility and responsiveness of victim service organizations.

In SFY24, ICJIA disbursed \$66,496 to support InfoNet, a victim services database. *See page 28 for more information on InfoNet.*

Edward Byrne Memorial Justice Assistance Grants

The Edward Byrne Memorial Justice Assistance Grant Program (JAG) was designed to streamline justice funding and grant administration. The program provides agencies with the flexibility to prioritize and place justice funds where they are needed most. JAG funds may be used for state and local initiatives, technical assistance, training, personnel, and information systems for criminal justice for any one or more of the following purpose areas:

- Law enforcement
- Prosecution and court
- Prevention and education
- Corrections and community corrections
- Drug treatment and enforcement programs
- Planning, evaluation, and technology improvement
- Crime victim and witness programs (other than compensation)

ICJIA disbursed \$8.9 million in federal JAG funds to 39 programs during the fiscal year.

Improving Criminal Justice Responses to Domestic Violence, Dating Violence, Sexual Assault, and Stalking Grant Program

The Improving Criminal Justice Responses to Domestic Violence, Dating Violence, Sexual Assault, and Stalking Grant Program supports the training, adoption, implementation, and evaluation process for the *Illinois Model Protocol for Law Enforcement and Prosecution*:

Edward Byrne Memorial Justice Assistance Grants

ICJIA disbursed JAG funds to the following programs between July 1, 2023 and June 30, 2024. Funds disbursed during the fiscal year may differ from the total designated to each program.

Program/Agency	Federal funds disbursed
Addressing Transportation Barriers in Illinois Communities	
Cook County Circuit Court	\$27,621
Effingham County Probation	\$15,519
Iroquois County Probation	\$3,345
Montgomery County Health Department	\$468
Peoria County	\$1,860
Drug Diversion/Deflection	\$131,437
Cook County Sheriff's Department	\$31,800
Dixon Police Department	\$99,637
Illinois Criminal Justice Information Authority	
Evaluations	\$574,007
JAG Operations	
Cook County	\$6,165
Multijurisdictional Large-Scale Narcotic Trafficking Enforcement	
Blackhawk Area Task Force	\$95,613
Central Illinois Enforcement Group	\$78,407
DuPage County MEG	\$113,284
East Central Illinois Task Force	\$119,878
Joliet Mans	\$111,451
Lake County MEG	\$152,841
North Central Narcotics Task Force	\$200,396
Quad-Cities MEG	\$149,388
Southeastern Illinois Drug Task Force	\$107,201
Southern Illinois Drug Task Force	\$163,454
Southern Illinois Enforcement Group	\$115,051
State Line Area Narcotics Team	\$92,109
Vermilion County MEG	\$159,128
West Central Illinois Task Force	\$122,054
Zone 6 Task Force	\$52,365
Multijurisdictional Narcotic Prosecution Units	
Cook County State's Attorney's Office	\$619,436
DuPage County State's Attorney's Office	\$147,645
Kane County State's Attorney's Office	\$120,906
Kankakee County State's Attorney's Office	\$100,456
Lasalle County State's Attorney's Office	\$98,887
Madison County State's Attorney's Office	\$86,471
McHenry County State's Attorney's Office	\$97,336
Will County State's Attorney's Office	\$106,667
Violent Crime Reduction in Illinois Communities	\$472,478
Acclivus	\$149,658
Lake County State's Attorney's Office	\$89,680
University Illinois at Urbana-Champaign	\$155,408
Winnebago County	\$77,732
TOTAL: \$8,886,650	

Responding to Victims of Domestic Violence, and the Illinois Model Protocol for Law Enforcement and Prosecutors: Responding to People with Disabilities and Older Adults Who Experience Sexual Assault, Domestic Violence, Abuse, Neglect or Exploitation.

In SFY24 ICJIA disbursed \$8,310 to Blue Tower Solutions, Inc., \$1,248 to the Center for Prevention of Abuse, and \$1,184 to the Illinois Coalition Against Domestic Violence.

Improving Reentry Education and Employment Outcomes

The Improving Reentry Education and Employment Outcomes Program is designed to improve corrections-based educational and employment programs that serve justice system-impact individuals during incarceration and throughout their periods of reentry into the community. The program promotes an evidence-based and data-informed approach that will provide meaningful career opportunities, interrupt the cycle of unemployment, and promote reentry success.

In SFY24, ICJIA disbursed \$80,467 to Adler University to support a pilot program to increase access to higher education for individuals who are housed within Illinois Department of Corrections.

Paul Coverdell National Forensic Sciences Improvement Act

The Paul Coverdell National Forensic Sciences Improvement Act (NFSIA) authorizes funding to improve the quality, timeliness, and credibility of forensic science services for criminal justice purposes. NFSIA funding is directed to crime laboratories and medical examiners' offices based on population and crime statistics. The program permits funding for facilities, personnel, computerization, equipment, supplies, education, and training.

ICJIA disbursed \$22,386 to the Cook County Medical Examiner's Office, \$120,032 to DuPage County, and \$60,486 to the Northeastern Illinois Regional Crime Lab for forensic science initiatives.

Residential Substance Abuse Treatment Program

The Residential Substance Abuse Treatment Program (RSAT) provides funding for treatment programs in a correctional setting and is available to the Illinois Department of Corrections and Illinois Department of Juvenile Justice. RSAT funds are used to implement residential, jail-based, and aftercare programs.

Violence Against Women Act Grants

ICJIA disbursed VAWA grant funds to the following programs between July 1, 2023, and June 30, 2024. Funds disbursed during the fiscal year may differ from the total designated

Program/Agency	Federal funds disbursed
Culturally Specific Services	
Apna Ghar	\$90,503
Barbara Jean Foundation	\$18,181
Centro Sanar	\$58,145
Connections For Abused Women and their Children	\$46,174
Forever Fire	\$44,489
Healthcare Alternative Systems	\$38,146
Korean American Women In Need	\$54,417
Domestic Violence Multi-Disciplinary Team Response	
Cook County State's Attorney's Office	\$284,993
City of Peoria	\$48,691
Peoria County Probation Department	\$78,468
Peoria County State's Attorney's Office	\$733,472
St. Clair County Sheriff's Department	\$50,177
St. Clair County State's Attorney's Office	\$842,224
Services For Underserved Areas or Victim Groups	
Illinois Coalition Against Domestic Violence	\$922,860
Illinois Coalition Against Sexual Assault	\$952,652
Sexual Assault Multi-Disciplinary Team Response	
Cook County State's Attorney's Office	\$243,273
Kankakee County Probation Department	\$93,541
Kankakee County Sheriff's Department	\$19,788
Kankakee County State's Attorney's Office	\$449,715
Life Span	\$17,209
Resilience	\$78,077
TOTAL: \$5,165,196	

Treatment is limited to people who are nearing the end of their incarceration so that they may be released upon completion of the program.

In SFY24, \$820,025 in RSAT funds were disbursed to the Illinois Department of Corrections for dual diagnosis treatment for women who are incarcerated. In addition, ICJIA disbursed \$63,843 for substance use treatment programs at Cook and Kane county sheriff's departments..

Victims of Crime Act

The Victims of Crime Act (VOCA), funded with fines paid by those convicted of violating federal laws, supports direct services to victims of crime. The Act

Victims of Crime Act Grants

ICJIA disbursed VOCA grant funds to the following programs between July 1, 2023, and June 30, 2024. Funds disbursed during the fiscal year may differ from the total designated to each program.

Program/Agency	Federal funds disbursed	Program/Agency	Federal funds disbursed
Child Advocacy Center Services		Legal Assistance for Victims of Crime	
Children's Advocacy Centers of Illinois	\$5,900,441	Ascend Justice	\$370,652
Civil Legal Assistance		Chicago Alliance Against Sexual Exploitation	\$226,293
Ascend Justice	\$58,869	Highland Park Legal Aid	\$347,999
Chicago Alliance Against Sexual Exploitation	\$67,490	Land Of Lincoln Legal Aid, Inc.	\$939,934
Children's Legal Center Chicago	\$40,432	Legal Aid Chicago	\$386,878
Erie Neighborhood House	\$57,479	Life Span	\$382,762
Land of Lincoln Legal Aid, Inc.	\$2,132	Mil Mujeres	\$123,759
Legal Aid Chicago	\$184,880	Prairie State Legal Services	\$907,517
Life Span	\$348,250	Restorative Justice Pilot Program	\$118,954
Metropolitan Family Services	\$460,798	Adler University	\$118,954
North Suburban Legal Aid	\$58,245	Services For Underserved Victims of Violent Crime	
Prairie State Legal Services	\$539,516	Chicago Alliance Against Sexual Exploitation	\$11,550
Court-Appointed Special Advocate Victim Assistance		Cook County State's Attorney's Office	\$49,959
Boone County CASA	\$57,186	Sexual Assault Counseling and Information Service - Prevail Illinois	\$40,816
Champaign County CASA	\$115,688	Turning Point Inc	\$16,667
CASA of Dekalb County	\$125,151	Win Recovery	\$29,679
CASA of Kane County	\$33,706	Services For Victims of Human Trafficking	
CASA of Lake County	\$368,087	Life Span	\$41,133
CASA of McHenry County	\$79,573	Services To People with Multiple Victimization	
CASA of Mclean County	\$162,005	A Safe Place	\$624,397
CASA of River Valley	\$116,372	Alliance Against Intoxicated Motorists	\$268,152
CASA of Sangamon County	\$198,874	Alliance Of Local Service Organizations	\$248,548
CASA of Southwestern Illinois	\$274,872	Ann & Robert H. Lurie Children's Hospital	\$276,597
Everychild	\$124,800	BUILD	\$193,602
Winnebago County CASA	\$138,877	Catholic Charities of the Archdiocese	\$432,291
Helping Everyone Access Linked Systems		Chicago Children's Advocacy Center	\$295,572
University of Illinois at Chicago	\$197,537	Chicago Hearing Society	\$11,909
Information Network for Victim Service Providers		Children Home & Aid Society	\$34,959
Illinois Criminal Justice Information Authority	\$237,854	City Colleges of Chicago	\$121,116
Law Enforcement/Prosecutor-Based Victim Assistance Services		Cook County State's Attorney's Office	\$132,130
Arlington Heights Police Department	\$62,444	Family Peace Center	\$308,166
Centers for New Horizons	\$110,454	Hektoen Institute	\$766,751
Cook County	\$971,598	Hoyleton Youth and Family Services	\$182,331
Cook County State's Attorney's Office	\$92,108	Lake County State's Attorney's Office	\$56,791
Franklin County State's Attorney's Office	\$82,025	Osf Health Care System, Dba St. Francis Medical Center	\$295,711
Kankakee County State's Attorney's Office	\$35,469	Port Ministries	\$34,506
Lake County State's Attorney's Office	\$164,582	Remedies Renewing Lives	\$58,970
Madison County State's Attorney's Office	\$36,937	Restoration 61	\$662,567
McLean County State's Attorney's Office	\$64,307	Sarah's Inn	\$88,067
Mundelein Police Department	\$44,642	St. Anthony Hospital of Chicago	\$384,118
Rolling Meadows	\$9,964	Stress & Trauma Treatment Center Inc.	\$487,559
St. Clair County State's Attorney's Office	\$46,450	UCAN	\$532,511
Union County State's Attorney's Office	\$41,319	Universal Family Connections	\$242,185
City of Wheeling	\$81,252	YMCA Of Metropolitan Chicago	\$144,656
Wheeling Police Department	\$41,282		
Williamson County State's Attorney	\$55,789		
Winnebago County CASA	\$44,581		
Winnebago County State's Attorney's Office	\$100,290		

Continued on page 23

Victims of Crime Act Grants, continued

Program/Agency	Federal funds disbursed
YWCA of Evanston-North Shore	\$128,910
Services To Underserved Sexual Assault Victim Populations	
Illinois Coalition Against Sexual Assault	\$10,469,437
Services To Victims of Domestic Violence	
Chicago Department of Family & Support Services	\$122,793
Trauma Recovery Centers	
Advocate Christ Medical Center	\$611,813
Advocate Condell Medical Center	\$387,818
Osf Health Care System - St. Francis Medical Center	\$317,192
Osf Saint Anthony Medical Center	\$441,430
Southern Illinois University School of Medicine	\$814,935
Statewide Services to Victims of Domestic Violence	
Illinois Coalition Against Domestic Violence	\$11,355,678
Transitional Housing and Support Services	
A Safe Place	\$130,834
Crisis Center of South Suburbia	\$310,558
Guardian Angel Community Services	\$365,850
Hope Of East Central Illinois	\$223,589
Korean American Women In Need	\$218,050
Stepping Stones	\$395,413
Remedies Renewing Lives	\$351,647
Safe Passage Inc.	\$267,558
Trauma Recovery Centers	
Advocate Christ Medical Center	\$151,123
Advocate Condell Medical Center	\$335,242
Osf Health Care System, Dba St. Francis Medical Center	\$292,799
Community Violence	
St. Anthony Hospital Foundation	\$3,011
TOTAL: \$50,609,001	

developing, implementing, and evaluating a plan for training police, prosecutors, judges, circuit clerks, probation officers, and service providers to promote an interdisciplinary approach to sexual assault and domestic violence; and implementing measures to assess the response of criminal justice agencies in Illinois to sexual assault and domestic violence.

ICJIA disbursed \$5.1 million in VAWA funds to support 34 programs in SFY24.

VAWA Sexual Assault Services Program

The VAWA Sexual Assault Services Program supports the provision of hotline, advocacy, counseling, and outreach services to adults and children at local victim service agencies across Illinois. During the fiscal year, ICJIA disbursed \$118,348 to Family Resources, \$67,244 to A Safe Place, and \$180,719 to LIFESPAN to support human trafficking services. In addition, ICJIA disbursed \$508,823 to the Illinois Coalition Against Sexual Assault for sexual assault services.

requires that priority is given to services for victims of sexual assault, domestic violence, child abuse, and other groups identified by the state as underserved victims of crime.

ICJIA disbursed \$87.8 million in VOCA grant funding in to 110 victim service providers during the state fiscal year. *See page 22 for a list of VOCA disbursements made in SFY24.*

Violence Against Women Act

The Violence Against Women Act (VAWA) program provides grants to states to improve criminal justice system responses to women who are victims of sexual assault and domestic violence. The program's objectives include providing services to women who are victims of sexual assault and domestic violence;

Research and Analysis

ICJIA's Research & Analysis Unit leads agency efforts to promote research-supported and data-driven approaches that contribute to improved public safety outcomes. Also known as the *Illinois Statistical Analysis Center (SAC)*, the unit's primary mission is to identify and explore current or emerging criminal and juvenile justice issues and programs that affect the Illinois justice system.

ICJIA research and analysis is conducted to identify evidence-based, promising, and emerging practices to address victim needs, improve public safety practices, contribute to violence prevention, and deflect at-risk individuals from criminal justice system involvement. The results are made available to state, county, and local criminal justice decision-makers to inform their policy discussions and planning. **Visit the Illinois SAC at: icjia.illinois.gov/researchhub.**

Research Centers

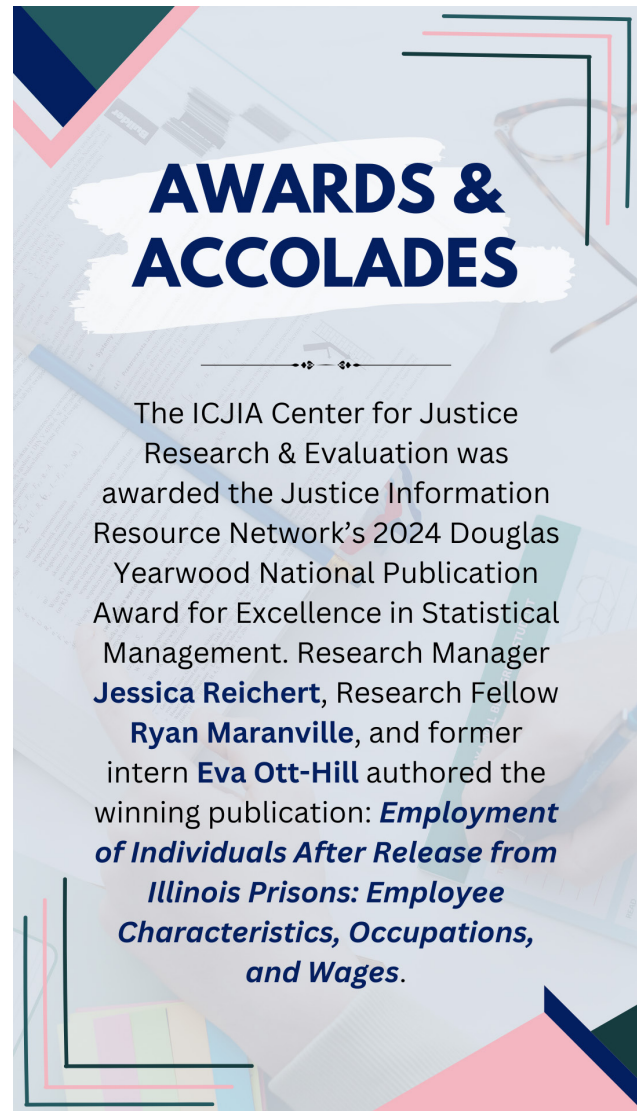
In SFY24, the SAC's six centers collaborated to make objective information available on key issues so that important policy, program, and funding decisions are based on data and facts rather than general perceptions.

Center for Community Corrections Research

The Center for Community Corrections Research conducts research and evaluation projects on interventions designed to divert individuals from prison; and, to improve reentry for persons returning to their communities after incarceration. The goal is to expand the use of effective community interventions using evaluation, research, and implementation science. The center collects and analyzes a variety of data including administrative, qualitative and quantitative. Center staff publish research and evaluation reports, work in collaboration with external evaluators, and provide research presentations.

Center for Criminal Justice Data and Analytics

The Center for Criminal Justice Data and Analytics continually collects, analyzes, reports on, and disseminates crime and risk factor statistical information for strategic planning, policy decisions, and public education. Center staff offer a repository of these data on the ICJIA website, along with various online tools for data display and analysis. The center provides technical assistance in statistical and research methods, database design and website interface, data analysis, and presentation.



Center for Justice Research and Evaluation

The Center for Justice Research and Evaluation conducts applied research and evaluation projects that examine critical criminal and juvenile justice topics and criminal justice program implementation and outcomes in Illinois. Staff collect data using multiple research methods, conduct advanced statistical analyses, and summarize findings to inform policy and practice.

Center for Sponsored Research and Program Development

The Center for Sponsored Research & Program Development secures experts in the field to conduct research and evaluate programs that inform policy, support evidence-based practices, and guide decision-making. Staff prioritize criminal justice-related programs

and topics viable for evaluation and further research. Researchers are selected through a competitive process and are awarded federal grant subcontracts to conduct studies. The center also provides technical assistance to programs supported with ICJIA-administered grant funds as they refine program objectives, develop data collection tools, and assess program performance.

Center for Victim Studies

The Center for Victim Studies designs and conducts research examining the nature and scope of victimization in Illinois and evaluates programs that address victim needs. Center staff use a variety of research methods and analyses to explore victimization and victim services in order to improve policy, programming, and practice throughout the state. Center staff provide technical assistance to help victim service programs collect data to inform them how to best meet the multifaceted needs of victims. Finally, staff manage InfoNet, a web-based data collection and reporting system. See page X for more information on InfoNet.

Center for Violence Prevention and Intervention Research

The Center for Violence Prevention and Intervention Research reviews scientific literature, designs and conducts studies, and collects and analyzes data on violent crime in Illinois to help inform and enhance the state's criminal justice response to violence through timely research publications, presentations, and discussions. Center staff examine environmental, social, and individual factors that contribute to the occurrence of violent crime and seek collaboration with a diverse set of stakeholders to understand the scope of existing prevention and intervention efforts and guide future strategies.

Online Data Applications

The SAC website hosts a variety of online datasets and tools to assist in interpreting the data. These tools allow users to research broad issues facing the criminal justice system or simply examine crime trends in a specific Illinois county or regional area. To access the tools, go to icjia.illinois.gov/researchhub.

Justice Counts Grant Project

ICJIA researchers received a grant from the federal Bureau of Justice Assistance to administer the national Justice Counts program on behalf of Illinois. The goal of Justice Counts is to collect and publicly disseminate a large set of criminal justice data metrics identified

by experts to provide key insights on justice system trends, operations, and outcomes. Collectively, the metrics encompass a wide range of criminal justice sectors: law enforcement, prosecution, defense, pretrial/courts, jails, prisons, and community supervision. The research team is working with partner justice system agencies to assess the current Illinois data landscape and identify data dissemination strategies.

Police-Based Deflection Programs

The National Institute of Justice awarded the RAND Corporation, in collaboration with ICJIA and the TASC Center for Health and Justice, a three-year research grant to conduct a multi-site evaluation of U.S. deflection programs. The research team conducted qualitative interviews with deflection programs in six states on policies, procedures, and lessons learned.

The team also conducted an outcome evaluation of two deflection programs, including one in Illinois. The team published *A Multi-Site Evaluation of Law Enforcement Deflection in the United States*; and *Lake County Illinois Deflection Program Evaluation Finds Reduced Overdoses and Property Arrests: Research Brief*. In addition, the team examined 16 police department policies on deflection in Illinois and published *Guiding Officers to Deflect Citizens to Treatment: An Examination of Police Department Policies in Illinois*.

ICJIA researchers partnered on a multi-site Illinois pilot deflection evaluation project with the Illinois State Police and TASC Inc. Deflection sites predominantly assisted people with behavioral health needs, offering one site for crime victims and another for homeless individuals. The team published *Evaluation of the Development of a Multijurisdictional Police-Led Deflection Program to Assist Victims of Violent Crime*; *Evaluation of the Development of a Multijurisdictional Police-Based Deflection Program in Southern Illinois*; and *Evaluation of the TASC Deflection Academy: Training for Law Enforcement-Led Deflection Program Staff*.

ICJIA also published *Balancing Data Privacy with Access to Health Services and Research: Facilitating Confidential Information Sharing in U.S. Multi-System Collaborations*. The article explored the data privacy issues as they relate to multi-system collaborations for pre-arrest diversion and deflection to treatment and services for those with a substance use disorder.

ICJIA participated in the National Governors Association's Learning Collaborative on Strategies to Support the Development of State-Level Deflection and Pre-Arrest Diversion Initiatives. Four states, including

ICJIA PUBLICATIONS

ICJIA publishes dozens of research articles, reports, and evaluations each year. In fact, the ICJIA website features a database of over 1,000 agency publications. Check them out here:

icjia.illinois.gov/researchhub/publications



Illinois, Nevada, North Carolina, and Pennsylvania, were selected to participate in the collaborative, which was supported by the U.S. Centers for Disease Control and administered by the National Governors Association.

IDHS was the state lead on the collaborative, with additional membership from the Illinois Office of the Governor and the Illinois State Police. The team engaged stakeholders to inform on and expand, deflection programs in Illinois.

State Task Force Support

Staff provided significant research support to state task forces in FY24, including the:

Crime Reduction Task Force
Domestic Violence Fatality Review Board
Domestic Violence Pretrial Working Group
Domestic Violence Task Force

Firearm Records Prohibitors and Records Improvement Task Force

Missing and Murdered Chicago Women Task Force

Traffic and Pedestrian Stop Data Use and Collection Task Force

Data Collection & Reporting

Staff reported the following data in SFY24, based on legislative requirements:

- Data per the Illinois Reporting of Deaths in Custody Act and the federal Death in Custody Reporting Act.
- Law enforcement data per the Freedom from Drone Surveillance Act.
- Criminal history record checks for federally assisted housing applications per the Housing Authorities Act.

Presentations

ICJIA researchers and program staff made presentations at a number of meetings and conferences in FY24. Topics included:

- **Incentivizing Success through Funding: Adult Redeploy Illinois** at the National Conference of State Legislatures Criminal Justice Policy Forum: State Policies Impacting Jails
- **HEALing the Harm: Strengthening Systems to Support Children and Families Impacted by Victimization** at The Georgia Commission on Family Violence's 29th Annual Family Violence Conference
- **Drug-Related Data in East Central Illinois** at the East Central Deflection Action Planning Meeting
- **Evaluation of the East St. Louis Community Engagement Response Team** at the Criminology Consortium 2023 annual conference
- **Overview of the Homeless Population: Prevalence, Needs, and Assistance** at the Springfield Engage Empower Deflect site launch
- **Drug-Related Data in Northwest Central Illinois** at the Northwest Central Deflection Action Planning Meeting
- **Youth Encounters with Illinois State Police in Chicagoland** at the Chicagoland Youth Deflection Initiative Action Planning Meeting
- **TASC Deflection Service Data SFY24** at the Annual TASC Deflection Retreat
- **Veterans and Deflection** to the Honorable U.S. Secretary of Veteran Affairs McDonough
- **Steps to Support Good Writing** at Justice Information Resource Network's Fall Virtual Research Gathering
- **The Impact of Deflection: Findings and Perspectives from a National Study of a Deflection Pathway** at the Police Assisted Addiction & Recovery Initiative National Law Enforcement Summit
- **Employment of Individuals After Release from Illinois Prisons** to the Illinois Reentry Council
- **The Impact of Deflection: Findings and Perspectives from a National Study of a Deflection Pathway** at the Police Treatment and Community Collaborative Summit
- **Law Enforcement Officers' Stigmatizing Attitudes and Views of Opioid Addiction Treatment** at the Illinois Behavioral Health Association Annual Conference
- **Multi-site Deflection Evaluation Activities and Findings to Date** to the Illinois Department of Human Services
- **Research on Deflection in Illinois and Nationally** at the Cook County Police Chiefs Executive Deflection Summit
- **Federally Assisted Housing Criminal Records Checks** at the Illinois National Association of Housing and Redevelopment Officials Conference
- **Gun Violence and Communicating Research** at the SEARCH, JRSA, and NCJA Symposium on Justice Information Technology, Policy, Research, and Practice

Innovation & Digital Services

ICJIA's Innovation and Digital Services Unit is charged with improving and maintaining technological capabilities and infrastructure used by staff and external partners to more effectively share research, reports, and coordinate state-mandated activities. The unit manages ICJIA's security and privacy posture and development of systems intended to help Illinois public safety agencies collect and share information. These systems are continuously developed to support statewide efforts that inform criminal justice policymaking and enhance public safety initiatives.

InfoNet Data Collection

InfoNet is a web-based data and case management system used by Illinois victim service providers to document services provided to survivors of domestic and sexual violence and generate standardized program and grant reports. InfoNet also serves as a grant monitoring tool and statewide data repository for ICJIA and other funding organizations, supporting strategic planning, resource allocation, and service improvement at state and local levels.

ICJIA operates and manages InfoNet, while system use and requirements are collaboratively governed with the Illinois Coalition Against Domestic Violence, the Illinois Coalition Against Sexual Assault, the Illinois Department of Human Services, Chicago Department of Family & Support Services, and All Chicago: Making Homelessness History. In FY24, InfoNet supported 63 domestic violence programs, 32 sexual assault centers, and five child advocacy centers. InfoNet data show these organizations provided more than 729,000 service hours to nearly 63,000 survivors and over 92,000 service hours to communities through trainings, systems advocacy, and outreach. In addition, they responded to 104,000 anonymous requests for help.

In FY24, ICJIA launched a new InfoNet website as a resource for those in the victim services field, including InfoNet users, and the general public. Visit infonet.icjia.illinois.gov.

Staff also implemented several key upgrades to InfoNet in FY24, including:

- Two new reporting tools meeting federal requirements from the U.S. Department of Housing & Urban Development and the Department of Justice's Office for Victims of Crime.
- A new Client Updates feature to track changes in survivor circumstances (e.g., employment status, income sources, health coverage) over time while engaged in services.

- A new Client Needs Assessment section that monitors survivor needs and how they are addressed over time.

Finally, in FY24, ICJIA secured a \$1 million FY25 state budget appropriation to expand the InfoNet team to better address evolving data collection, reporting needs, and technological advancements. InfoNet data play a critical role in grant-making and strategic planning for millions of dollars in public funding earmarked for survivors of domestic and sexual violence.

ICJIA Web Presence


ICJIA's website, icjia.illinois.gov, is a frequent destination for criminal justice professionals, educators, and members of the public. In addition to providing easy access to the latest criminal justice information, the site opens the door to ICJIA's major areas of operation: federal and state grants, technical assistance, research, and technology.

The site provides enhanced navigation and accessibility to ICJIA news, research, and resources. It also allows access across multiple devices, including cell phones, tablets, and laptops. The site was developed using open source (mostly free) web development tools to keep maintenance costs down while offering enhanced web security.

Fiscal Information

State Fiscal Year 2024 Expenditures

	GENERAL REVENUE	FEDERAL	CRIMINAL JUSTICE INFO PROJECT	VIOLENCE PREVENTION	VIOLENCE PREVENTION SPECIAL PROJECTS	DEATH PENALTY ABOLITION FUND	STATE CURE	TOTAL
OPERATIONS								
Personal Services	\$3,370,495			\$15,209		\$12,366		\$3,398,069
Retirement				\$8,015		\$10,434		\$18,449
FICA	\$251,046			\$1,073				\$252,119
Group Insurance				\$6,243				\$6,243
Contractual Services	\$346,026							\$346,026
Travel	\$4,731							\$4,731
Commodities	\$490							\$490
Printing								\$0
EDP	\$51,019			\$3,946				\$54,965
Telecommunications	\$130,030							\$130,030
Auto Operations	\$1,749							\$1,749
IL Family Violence Coordinating Council	\$383,456							\$383,456
Bullying Prevention & Technical Asst.	\$454,391							\$454,391
Cannabis Regulation related costs	\$65,247							\$65,247
Safe-T-Act	\$312,960							\$312,960
Ordinary/Contingent Exp.		\$2,987,269	\$588,217					\$3,575,486
Total	\$5,371,640	\$2,987,269	\$588,217	\$34,486	\$0	\$22,800	\$0	\$9,004,412
AWARDS & GRANTS								
Activities in Support of Fed Prog	\$445,087							\$445,087
Adult Redeploy Program	\$8,359,297				\$35,001			\$8,394,298
Special Projects			\$1,255,229					\$1,255,229
Violent Crime Witness Protection	\$105,990							\$105,990
Federal assistance support		\$3,536,043						\$3,536,043
ARPA							\$21,607,186	\$21,607,186
Violence Prevention and Reduction	\$11,520,149							\$11,520,149
Grants to state agencies - VPR	\$948,149							\$948,149
Grants to state agencies	\$15,000,000							\$15,000,000
Grants to Locals/non-profits	\$41,430,760	\$56,547,957						\$97,978,717
Total Awards & Grants	\$77,809,432	\$60,084,001	\$58,475,537	\$0	\$35,001	\$1,355,540	\$21,607,186	\$219,366,697
GRAND TOTAL	\$83,181,072	\$63,071,269	\$59,063,754	\$34,486	\$35,001	\$1,378,340	\$21,607,186	\$228,371,108



Illinois Criminal Justice Information Authority

60 E. Van Buren Street, 6th Floor

Chicago, Illinois 60605

Phone: (312) 793-8550

Fax: (312)793-8422

TDD: (312)793-4170

icja.illinois.gov